
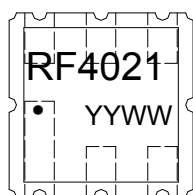
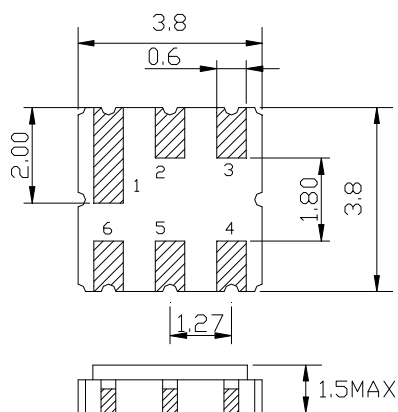


Application

- Low-loss SAW component
- Low amplitude ripple
- Sharp rejections at both out-bands
- Usable passband 11 MHz

Features

- Ceramic Package for **Surface Mounted Technology (SMT)**
- **RoHS** compatible
- Package size 3.80x3.80x1.50mm³
- Package Code DCC6
- **Electrostatic Sensitive Device(ESD)**
- **Package Dimensions (Unit: mm)**



Pin Configuration

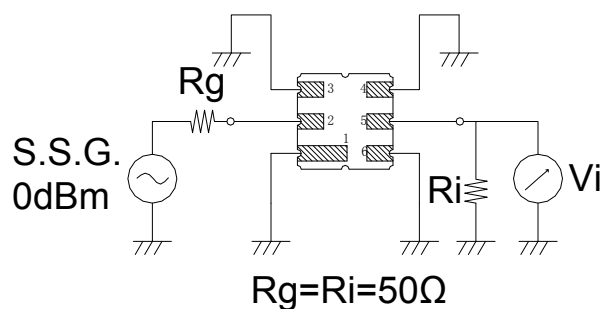
Pin No.	Description
2	Input
5	Output
1,3,4,6	Ground

Marking Description

R	Manufacturer
F	SAW Filter
4021	Part Number
●	Pin 1
YYWW	Year Code & Week Code

*Fig: If the products produced in 06th week of 2012,
The year code & week code is 1206.

Test Circuit



Performance**Maximum Rating**

Item		Value	Unit
DC Voltage	V_{DC}	3	V
Operation Temperature	T	-40 ~ +85	°C
Storage Temperature	T_{stg}	-55 ~ +125	°C
RF Power Dissipation	P	15	dBm

Electronic Characteristics

Test Temperature: $25^{\circ}\text{C} \pm 2^{\circ}\text{C}$

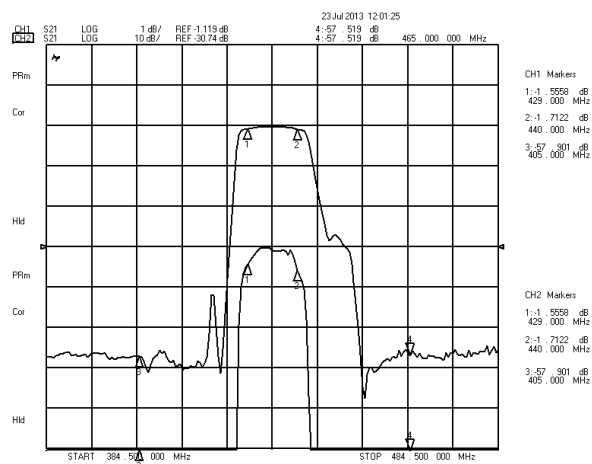
Terminating source impedance: 50Ω

Terminating load impedance: 50Ω

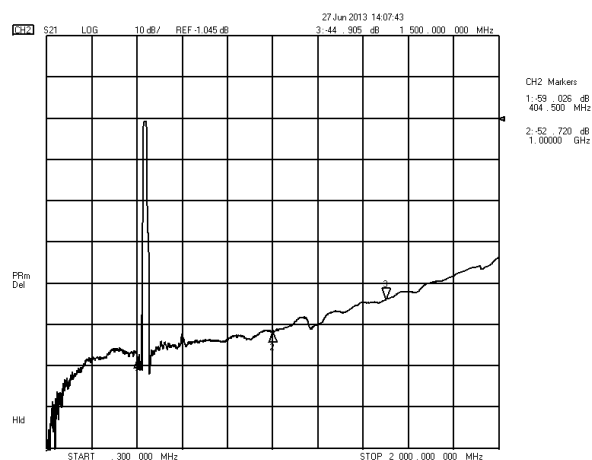
Item		Minimum	Typical	Maximum	Unit
Center Frequency	fc		434.50		MHz
Insertion Loss(min)	IL		1.1	1.5	dB
Insertion Loss 429.00 - 440.00 MHz	IL		1.6	2.3	dB
Amplitude Ripple (p-p) 429.00 - 440.00 MHz	Δa		0.6	1.2	dB
Group Delay Ripple 429.00 - 440.00 MHz	GDR		70.0	140.0	ns
Absolute Attenuation	a				
DC - 405.00 MHz		50.0	55.0		dB
465.00 - 1000.00 MHz		45.0	50.0		dB
1000.00 - 1500.00 MHz		37.0	42.0		dB
1500.00 - 2000.00 MHz		30.0	35.0		dB
Input VSWR 429.00 - 440.00 MHz			1.8:1	2.0:1	/
Output VSWR 429.00 - 440.00 MHz			1.8:1	2.0:1	/

Frequency Characteristics

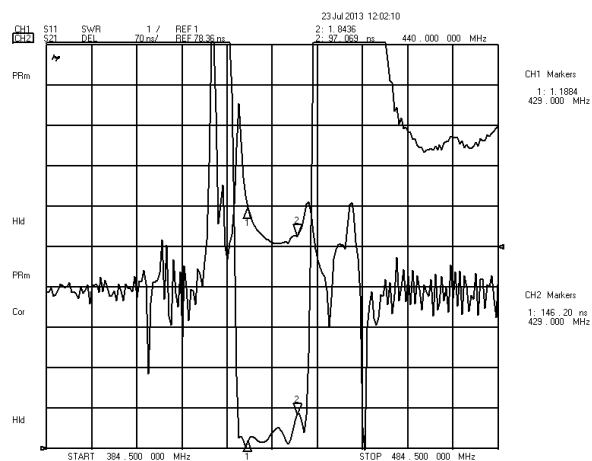
Frequency Response



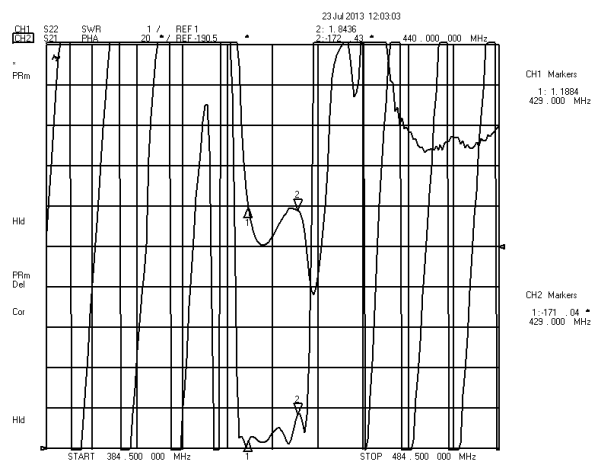
Frequency Response (wideband)



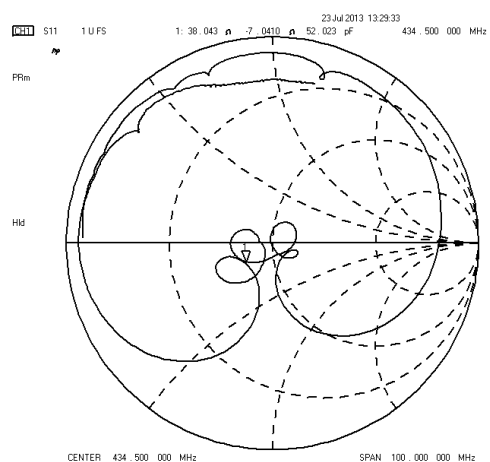
Delay Ripple & S11 VSWR



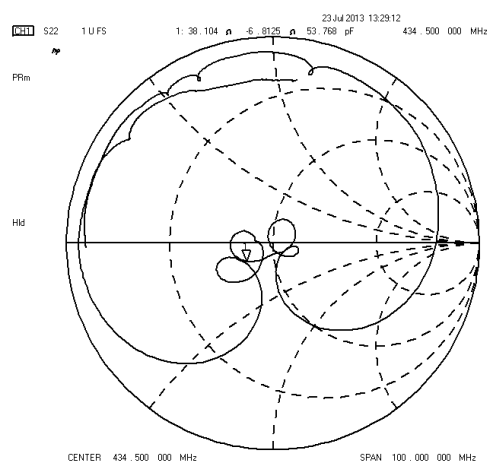
Phase Linearity & S22 VSWR



S11 Smith Chart

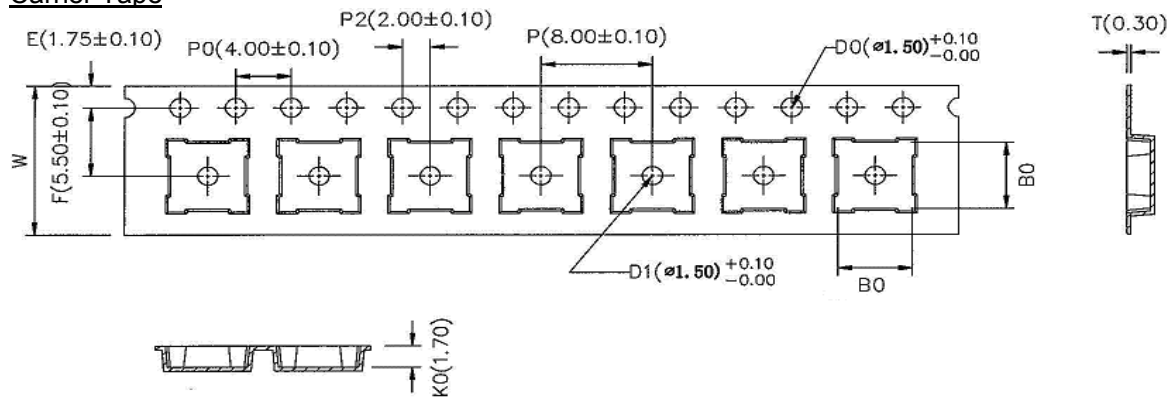


S22 Smith Chart



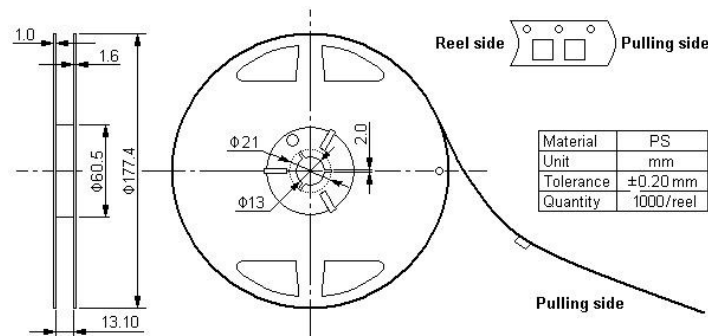
Packing Information

Carrier Tape



* B0: 5.35 for QCC8C; 4.15 for DCC6/QCC8B; 3.35 for DCC6C/QCC8D

Reel Dimensions



Outer Packing

Type	Quantity	Dimension	Description	Weight
Internal box	1000	190×188×42	carton box	0.18
External box	10000	235×205×210	2 reel / internal box 5 boxes / external box	1.80

Unit: mm

Unit: kg

Notes

- As a result of the particularity of inner structure of SAW products, it easy to be breakdown by electrostatic, so we should pay attention to **ESD protect** in the test.
- Static voltage** between signal load and ground may cause deterioration and destruction of the component. Please avoid static voltage.
- Ultrasonic cleaning** may cause deterioration and destruction of the component. Please avoid ultrasonic cleaning.
- Only leads of component may **be soldered**. Please avoid soldering another part of component.
- There is a close relationship between the device's performance and **matching network**. The specifications of this device are based on the test circuit shown above. L and C values may change depending on board layout. Values shown are intended as a guide only.